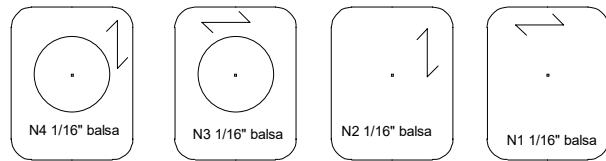


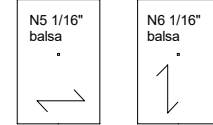
Assemble N1-N6 with ply facings, mount peck 1/32" thrust bearing at the correct angle, use a piece of wire to position the spinner backplate so that it can be tack-glued in place. Sand noseblock to shape, transitioning to a circular section at N4.



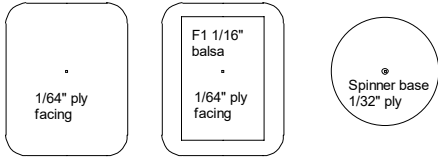
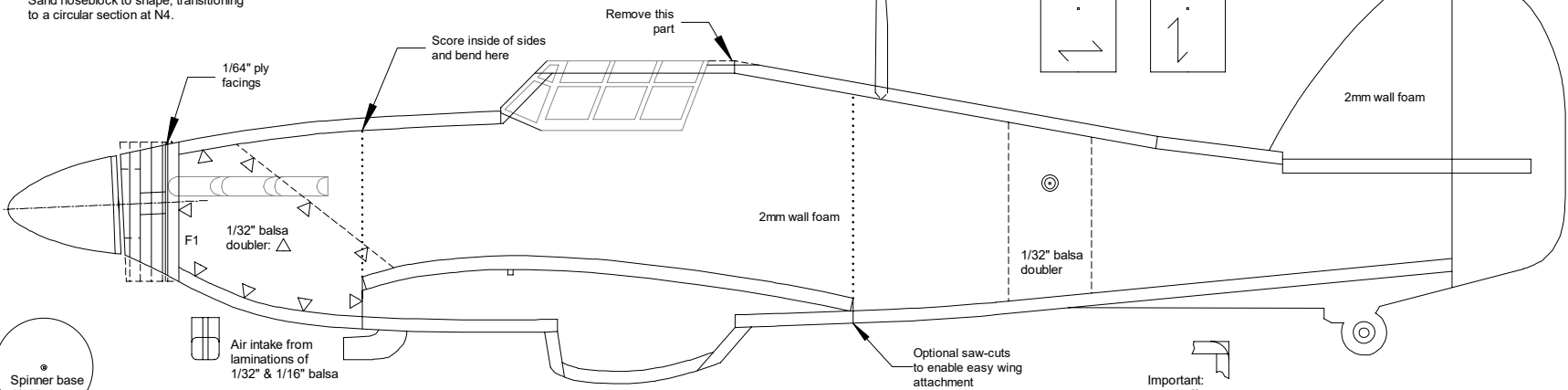
Prop blades cut from Waitrose 300 ml yoghurt pot ~ 3" diameter. Cut blades at 15 degrees to vertical.

Alternatively, a plastic prop cut down to 4" with the blades scraped (a lot!) to reduce the weight will work Ok.

Thin acetate mast



position of blade-angle template



Hawker Sea Hurricane Mk II

By Andy Blackburn

